

Nations cup

Updated: 2011-06-12 18:01

Get new pages automatically

Sweden 1 against Sweden 2 in the final.
Germany against Austria in the match for 3rd place.

Result

[Damseniorer](#) | [Herrseniorer](#) | [Team - Group A](#) | [Team - Group B](#) | [Team - Match 1 for 5-8](#) | [Team - Match 2 for 5-8](#) | [Team - Semifinal 1](#) | [Team - Semifinal 2](#) | [Team - Match for 7th place](#) | [Team - Match for 5th place](#) | [Team - Match for 3rd place](#) | [Team - Final](#) | [Penalties](#) | [Straight list](#) | [Lane statistics](#) | [Team statistics](#) | [Most aces in a row](#)













Damseniorer

Rank	Start no	Name	Country	C1	E2	C3	E4	C5	E6	C7	E8	C9	E10	C11	E12	CAvg	EAvg	Average	CSum	ESum	Diff	Tot
1	123	Nicole Warnecke	 GER	29	24	28	24	29	22	36	26	34	21	31	25	31,2	23,7	54,8	187	142	13	329
2	144	Bianca Utzig	 AUT	31	24	29	24	30	27	33	24	32	25	34	25	31,5	24,8	56,3	189	149	8	338
3	182	Eva Andersson	 SWE	30	27	30	27	32	23	27	25	32	27	33	25	30,7	25,7	56,3	184	154	10	338
4	183	Sandra Bengtson	 SWE	34	23	35	27	31	22	33	27	34	22	31	22	33,0	23,8	56,8	198	143	9	341
5	150	Manuela Bamert	 SUI	34	23	33	30	34	21	30	26	31	26	33	25	32,5	25,2	57,7	195	151	13	346









6	184	Maria Olsson	 SWE	34	29	32	29	34	25	32	24	34	23	33	25	33,2	25,8	59,0	199	155	8	354
7	131	Nataliya Machekhina	 RUS	33	32	38	27	31	25	34	30	35	24	37	26	34,7	27,3	62,0	208	164	15	372
8	132	Yana Smirnova	 RUS	38	35	41	25	38	29	36	34	32	36	39	28	37,2	31,2	68,3	223	187	20	411
9	102	Asta Korpi	 FIN	36	34	38	31	39	34	36	31	31	29	41	43	36,8	33,7	70,5	221	202	24	423
10	116	Emily Gottfried	 GBR	40	38	45	24	39	34	36	34					40,0	32,5	72,5	160	130	23	290
11	112	Marion Homer	 GBR	40	48	42	39	42	40	37	44					40,3	42,8	83,0	161	171	14	332

[Damseniorer](#) | [Herrseniorer](#) | [Team - Group A](#) | [Team - Group B](#) | [Team - Match 1 for 5-8](#) | [Team - Match 2 for 5-8](#) | [Team - Semifinal 1](#) | [Team - Semifinal 2](#) | [Team - Match for 7th place](#) | [Team - Match for 5th place](#) | [Team - Match for 3rd place](#) | [Team - Final](#) | [Penalties](#) | [Straight list](#) | [Lane statistics](#) | [Team statistics](#) | [Most aces in a row](#)

Herrseniorer

Rank	Start no	Name	Country	C1	E2	C3	E4	C5	E6	C7	E8	C9	E10	C11	E12	CAvg	EAvg	Average	CSum	ESum	Diff	Tot
1	189	Fredrik Persson	 SWE	31	24	25	22	31	18	28	22	30	21	28	21	28,8	21,3	50,2	173	128	12	301
2	120	Walter Erlbruch	 GER	29	20	33	25	29	22	28	19	27	20	29	22	29,2	21,3	50,5	175	128	12	303
2	143	Günter Inmann	 AUT	30	22	26	21	29	23	30	23	29	20	29	21	28,8	21,7	50,5	173	130	7	303
4	170	Kåre Thomsen	 DEN	30	21	28	20	29	21	31	23					29,5	21,3	50,8	118	85	6	203
5	145	Herbert Ziegler	 AUT	26	25	26	21	28	24	29	22	33	21	29	21	28,5	22,3	50,8	171	134	11	305
6	181	Ulf Kristiansson	 SWE	33	22	31	24	29	21	29	23	27	19	30	21	29,8	21,7	51,5	179	130	11	309
7	186	Lars Brown	 SWE	29	26	27	26	29	23	29	20	29	22	29	21	28,7	23,0	51,7	172	138	8	310
8	121	Max Hermann	 GER	30	23	28	24	26	21	34	23	28	25	28	22	29,0	23,0	52,0	174	138	12	312
9	124	Oleg Klassen	 GER	31	22	26	25	25	24	28	26	29	23	31	25	28,3	24,2	52,5	170	145	10	315
10	188	Daniel Källström	 SWE	30	24	30	25	30	22	26	23	30	21	32	23	29,7	23,0	52,7	178	138	10	316
11	160	Erik Tiekstra	 NLD	32	25	28	23	29	23	29	22					29,5	23,3	52,8	118	93	7	211
11	122		 GER	28	27	28	21	33	25	28	21					29,3	23,5	52,8	117	94	11	211

Danny Hense

13	153	Vitus Spescha	 SUI	32	23	30	22	31	27	27	23	28	24	29	21	29,5	23,3	52,8	177	140	11	317
14	190	Carl-Johan Ryner	 SWE	29	25	31	21	31	24	27	21	29	24	31	24	29,7	23,2	52,8	178	139	8	317
15	141	Markus Berger	 AUT	28	26	27	27	25	23	31	25					27,8	25,3	53,0	111	101	10	212
16	185	Jonas Gustavsson	 SWE	26	25	29	23	29	23	31	22	34	23	30	24	29,8	23,3	53,2	179	140	11	319
17	100	Aki Sillman	 FIN	32	22	30	24	30	21	30	24	32	24	26	25	30,0	23,3	53,3	180	140	10	320
18	152	Martin Kaiser	 SUI	33	25	31	28	25	24	31	19	31	20	32	23	30,5	23,2	53,7	183	139	17	322
19	154	Mike Mann	 SUI	32	27	30	24	29	25	28	24	29	22	28	25	29,3	24,5	53,8	176	147	9	323
20	180	Gustav Björnberg	 SWE	33	25	28	22	30	24	27	25	31	22	32	24	30,2	23,7	53,8	181	142	9	323
21	142	Manfred Lindmayr	 AUT	28	23	32	27	30	22	31	25	32	22	28	25	30,2	24,0	54,2	181	144	9	325
21	187	Filip Johansson	 SWE	27	28	32	28	30	25	31	20	29	22	31	22	30,0	24,2	54,2	180	145	13	325
23	103	Kosti Salonen	 FIN	28	28	36	22	30	24	30	23	32	23	31	21	31,2	23,5	54,7	187	141	15	328
24	172	Benjamin Skjoldan	 DEN	31	21	25	26	30	31	33	24					29,8	25,5	55,3	119	102	18	221
25	191	John Widlert	 SWE	33	24	29	25	35	27	25	29	31	25	27	25	30,0	25,8	55,8	180	155	15	335
26	133	Sergey Kovylyaev	 RUS	32	24	28	25	31	27	29	26	31	25	33	28	30,7	25,8	56,5	184	155	9	339
27	171	Lars Norregaard	 DEN	34	23	32	23	27	30	35	25					32,0	25,3	57,3	128	101	15	229
28	101	Matias Peltola	 FIN	34	28	30	25	31	23	35	27	29	26	35	31	32,3	26,7	59,0	194	160	14	354
29	110	Michael Smith	 GBR	35	31	32	27	28	28	31	25					31,5	27,8	59,3	126	111	13	237
30	113	Sean Homer	 GBR	34	28	33	28	39	25	31	30					34,3	27,8	62,0	137	111	13	248
31	111	Marc Chapman	 GBR	37	29	38	26	34	27	33	28					35,5	27,5	63,0	142	110	8	252
32	115	Tony Kelly	 GBR	40	30	32	30	36	24	38	36					36,5	30,0	66,5	146	120	20	266
33	130	Viktor Kozlov	 RUS	37	34	37	33	38	25	33	30	43	31	38	33	37,7	31,0	68,7	226	186	19	412
34	114	Richard Gottfried	 GBR	41	38	40	29	37	28	33	29					37,8	31,0	68,8	151	124	18	275
35	117	Scott Lancley	 GBR	39	32	40	33	43	32	38	31					40,0	32,0	72,0	160	128	7	288

[Damseniorer](#) | [Herrseniorer](#) | [Team - Group A](#) | [Team - Group B](#) | [Team - Match 1 for 5-8](#) | [Team - Match 2 for 5-8](#) | [Team - Semifinal 1](#) | [Team - Semifinal 2](#) | [Team - Match for 7th place](#) | [Team - Match for 5th place](#) | [Team - Match for 3rd place](#) | [Team - Final](#) | [Penalties](#) | [Straight list](#) | [Lane statistics](#) | [Team statistics](#) | [Most aces in a row](#)

TEAMS												
Group A												
Rank	Team	R1	R2	R3	R4	R5	R6	R7	R8	Total	Average	Points
1	Germany	119	89	115	98	109	89	126	94	839	26,2	58
2	Sweden 2	126	103	121	97	125	95	112	93	872	27,3	54
3	Finland	130	112	134	102	130	102	131	105	946	29,6	32
4	Russia	140	125	144	110	138	106	132	120	1015	31,7	15
5	Great Britain 1	146	136	145	120	143	120	132	127	1069	33,4	1

1	Germany	R1	R2	R3	R4	R5	R6	R7	R8	Total	Average
	Oleg Klassen	31	22	26	25	25	24	28	26	207	25,9
	Nicole Warnecke	29	24	28	24	29	22	36	26	218	27,3
	Walter Erlbruch	29	20	33	25	29	22	28	19	205	25,6
	Max Hermann	30	23	28	24	26	21	34	23	209	26,1
		119	89	115	98	109	89	126	94	839	26,2
	Points	8	8	8	6	8	8	6	6	58	

2	Sweden 2	R1	R2	R3	R4	R5	R6	R7	R8	Total	Average
	Daniel Källström	30	24	30	25	30	22	26	23	210	26,3
	Maria Olsson	34	29	32	29	34	25	32	24	239	29,9
	Gustav Björnberg	33	25	28	22	30	24	27	25	214	26,8

Carl-Johan Ryner	29	25	31	21	31	24	27	21	209	26,1
	126	103	121	97	125	95	112	93	872	27,3
Points	6	6	6	8	6	6	8	8	54	
<hr/>										
3  Finland	R1	R2	R3	R4	R5	R6	R7	R8	Total	Average
Matias Peltola	34	28	30	25	31	23	35	27	233	29,1
Asta Korpi	36	34	38	31	39	34	36	31	279	34,9
Aki Sillman	32	22	30	24	30	21	30	24	213	26,6
Kosti Salonen	28	28	36	22	30	24	30	23	221	27,6
	130	112	134	102	130	102	131	105	946	29,6
Points	4	4	4	4	4	4	4	4	32	
<hr/>										
4  Russia	R1	R2	R3	R4	R5	R6	R7	R8	Total	Average
Sergey Kovvlyayev	32	24	28	25	31	27	29	26	222	27,8
Viktor Kozlov	37	34	37	33	38	25	33	30	267	33,4
Nataliya Machekhina	33	32	38	27	31	25	34	30	250	31,3
Yana Smirnova	38	35	41	25	38	29	36	34	276	34,5
	140	125	144	110	138	106	132	120	1015	31,7
Points	2	2	2	2	2	2	1	2	15	
<hr/>										
5  Great Britain 1	R1	R2	R3	R4	R5	R6	R7	R8	Total	Average
Michael Smith	35	31	32	27	28	28	31	25	237	29,6
Marion Homer	40	48	42	39	42	40	37	44	332	41,5
Sean Homer	34	28	33	28	39	25	31	30	248	31,0
Marc Chapman	37	29	38	26	34	27	33	28	252	31,5

	146	136	145	120	143	120	132	127	1069	33,4
Points	0	0	0	0	0	0	1	0	1	





[Damseniorer](#) | [Herrseniorer](#) | [Team - Group A](#) | [Team - Group B](#) | [Team - Match 1 for 5-8](#) | [Team - Match 2 for 5-8](#) | [Team - Semifinal 1](#) | [Team - Semifinal 2](#) | [Team - Match for 7th place](#) | [Team - Match for 5th place](#) | [Team - Match for 3rd place](#) | [Team - Final](#) | [Penalties](#) | [Straight list](#) | [Lane statistics](#) | [Team statistics](#) | [Most aces in a row](#)

TEAMS

Group B

Rank	Team	R1	R2	R3	R4	R5	R6	R7	R8	Total	Average	Points
1	Austria	115	94	113	93	117	96	123	94	845	26,4	51
2	Sweden 1	125	97	123	101	121	86	121	92	866	27,1	42
3	Sweden 3	118	102	115	101	125	96	112	96	865	27,0	36
4	Switzerland	131	98	124	104	119	97	116	92	881	27,5	31
5	Great Britain 2	160	138	157	116	155	118	145	130	1119	35,0	0

Rank	Team	R1	R2	R3	R4	R5	R6	R7	R8	Total	Average
1	Austria										
	Herbert Ziegler	26	25	26	21	28	24	29	22	201	25,1
	Manfred Lindmayr	28	23	32	27	30	22	31	25	218	27,3
	Bianca Utzig	31	24	29	24	30	27	33	24	222	27,8
	Günter Inmann	30	22	26	21	29	23	30	23	204	25,5
		115	94	113	93	117	96	123	94	845	26,4
	Points	8	8	8	8	8	5	2	4	51	

2	 Sweden 1	R1	R2	R3	R4	R5	R6	R7	R8	Total	Average
	Filip Johansson	27	28	32	28	30	25	31	20	221	27,6
	Sandra Bengtson	34	23	35	27	31	22	33	27	232	29,0
	Ulf Kristiansson	33	22	31	24	29	21	29	23	212	26,5
	Fredrik Persson	31	24	25	22	31	18	28	22	201	25,1
		125	97	123	101	121	86	121	92	866	27,1
	Points	4	6	4	5	4	8	4	7	42	
3	 Sweden 3	R1	R2	R3	R4	R5	R6	R7	R8	Total	Average
	Jonas Gustavsson	26	25	29	23	29	23	31	22	208	26,0
	Eva Andersson	30	27	30	27	32	23	27	25	221	27,6
	John Widlert	33	24	29	25	35	27	25	29	227	28,4
	Lars Brown	29	26	27	26	29	23	29	20	209	26,1
		118	102	115	101	125	96	112	96	865	27,0
	Points	6	2	6	5	2	5	8	2	36	
4	 Switzerland	R1	R2	R3	R4	R5	R6	R7	R8	Total	Average
	Vitus Spescha	32	23	30	22	31	27	27	23	215	26,9
	Manuela Bamert	34	23	33	30	34	21	30	26	231	28,9
	Martin Kaiser	33	25	31	28	25	24	31	19	216	27,0
	Mike Mann	32	27	30	24	29	25	28	24	219	27,4
		131	98	124	104	119	97	116	92	881	27,5
	Points	2	4	2	2	6	2	6	7	31	
5	 Great Britain 2	R1	R2	R3	R4	R5	R6	R7	R8	Total	Average


Tony Kelly	40	30	32	30	36	24	38	36	266	33,3
Emily Gottfried	40	38	45	24	39	34	36	34	290	36,3
Richard Gottfried	41	38	40	29	37	28	33	29	275	34,4
Scott Lancley	39	32	40	33	43	32	38	31	288	36,0
	160	138	157	116	155	118	145	130	1119	35,0
Points	0	0	0	0	0	0	0	0	0	0


[Damseniorer](#) | [Herrseniorer](#) | [Team - Group A](#) | [Team - Group B](#) | [Team - Match 1 for 5-8](#) | [Team - Match 2 for 5-8](#) | [Team - Semifinal 1](#) | [Team - Semifinal 2](#) | [Team - Match for 7th place](#) | [Team - Match for 5th place](#) | [Team - Match for 3rd place](#) | [Team - Final](#) | [Penalties](#) | [Straight list](#) | [Lane statistics](#) | [Team statistics](#) | [Most aces in a row](#)

TEAMS

Match 1 for 5-8

Rank	Team	R9	R10	Total	Average
1	 Switzerland	119	92	211	26,4
2	 Finland	124	102	226	28,3

1	 Switzerland	R9	R10	Total	Average
	Vitus Spescha	28	24	52	26,0
	Manuela Bamert	31	26	57	28,5
	Martin Kaiser	31	20	51	25,5
	Mike Mann	29	22	51	25,5
		119	92	211	26,4

2	 Finland	R9	R10	Total	Average
	Matias Peltola	29	26	55	27,5
	Asta Korpi	31	29	60	30,0
	Aki Sillman	32	24	56	28,0
	Kosti Salonen	32	23	55	27,5
		124	102	226	28,3

[Damseniorer](#) | [Herrseniorer](#) | [Team - Group A](#) | [Team - Group B](#) | [Team - Match 1 for 5-8](#) | [Team - Match 2 for 5-8](#) | [Team - Semifinal 1](#) | [Team - Semifinal 2](#) | [Team - Match for 7th place](#) | [Team - Match for 5th place](#) | [Team - Match for 3rd place](#) | [Team - Final](#) | [Penalties](#) | [Straight list](#) | [Lane statistics](#) | [Team statistics](#) | [Most aces in a row](#)

TEAMS

Match 2 for 5-8

Rank	Team	R9	R10	Total	Average
1	 Sweden 3	126	97	223	27,9
2	 Russia	141	116	257	32,1



1	 Sweden 3	R9	R10	Total	Average
	Jonas Gustavsson	34	23	57	28,5
	Eva Andersson	32	27	59	29,5
	John Widlert	31	25	56	28,0
	Lars Brown	29	22	51	25,5


		126	97	223	27,9
<hr/>					
2	 Russia	R9	R10	Total	Average
	Sergey Kovylyaev	31	25	56	28,0
	Viktor Kozlov	43	31	74	37,0
	Nataliya Machekhina	35	24	59	29,5
	Yana Smirnova	32	36	68	34,0
<hr/>					
		141	116	257	32,1
<hr/>					

[Damseniorer](#) | [Herrseniorer](#) | [Team - Group A](#) | [Team - Group B](#) | [Team - Match 1 for 5-8](#) | [Team - Match 2 for 5-8](#) | [Team - Semifinal 1](#) | [Team - Semifinal 2](#) | [Team - Match for 7th place](#) | [Team - Match for 5th place](#) | [Team - Match for 3rd place](#) | [Team - Final](#) | [Penalties](#) | [Straight list](#) | [Lane statistics](#) | [Team statistics](#) | [Most aces in a row](#)

TEAMS

Semifinal 1




Rank	Team	R9	R10	Total	Average
1	 Sweden 1	120	84	204	25,5
2	 Germany	118	89	207	25,9
<hr/>					
1	 Sweden 1	R9	R10	Total	Average
	Filip Johansson	29	22	51	25,5
	Sandra Bengtson	34	22	56	28,0
	Ulf Kristiansson	27	19	46	23,0
	Fredrik Persson	30	21	51	25,5

		120	84	204	25,5
<hr/>					
2	 Germany	R9	R10	Total	Average
	Oleg Klassen	29	23	52	26,0
	Nicole Warnecke	34	21	55	27,5
	Walter Erlbruch	27	20	47	23,5
	Max Hermann	28	25	53	26,5
<hr/>					
		118	89	207	25,9


[Damseniorer](#) | [Herrseniorer](#) | [Team - Group A](#) | [Team - Group B](#) | [Team - Match 1 for 5-8](#) | [Team - Match 2 for 5-8](#) | [Team - Semifinal 1](#) | [Team - Semifinal 2](#) | [Team - Match for 7th place](#) | [Team - Match for 5th place](#) | [Team - Match for 3rd place](#) | [Team - Final](#) | [Penalties](#) | [Straight list](#) | [Lane statistics](#) | [Team statistics](#) | [Most aces in a row](#)

TEAMS

Semifinal 2

Rank	Team	R9	R10	Total	Average
1	 Sweden 2	124	90	214	26,8
2	 Austria	126	88	214	26,8
<hr/>					
1	 Sweden 2	R9	R10	Total	Average
	Daniel Källström	30	21	51	25,5
	Maria Olsson	34	23	57	28,5
	Gustav Björnberg	31	22	53	26,5
		29	24	53	26,5


Carl-Johan Ryner

		124	90	214	26,8
2	 Austria	R9	R10	Total	Average
	Herbert Ziegler	33	21	54	27,0
	Manfred Lindmayr	32	22	54	27,0
	Bianca Utzig	32	25	57	28,5
	Günter Inmann	29	20	49	24,5
		126	88	214	26,8

[Damseniorer](#) | [Herrseniorer](#) | [Team - Group A](#) | [Team - Group B](#) | [Team - Match 1 for 5-8](#) | [Team - Match 2 for 5-8](#) | [Team - Semifinal 1](#) | [Team - Semifinal 2](#) | [Team - Match for 7th place](#) | [Team - Match for 5th place](#) | [Team - Match for 3rd place](#) | [Team - Final](#) | [Penalties](#) | [Straight list](#) | [Lane statistics](#) | [Team statistics](#) | [Most aces in a row](#)

TEAMS

Match for 7th place



Rank	Team	R11	R12	Total	Average
1	 Finland	133	120	253	31,6
2	 Russia	147	115	262	32,8
1	 Finland	R11	R12	Total	Average
	Matias Peltola	35	31	66	33,0
	Asta Korpi	41	43	84	42,0
		26	25	51	25,5

Aki Sillman				
Kosti Salonen	31	21	52	26,0
	133	120	253	31,6
<hr/>				
2	 Russia	R11	R12	Total Average
	Sergey Kovlyayev	33	28	61 30,5
	Viktor Kozlov	38	33	71 35,5
	Nataliya Machekhina	37	26	63 31,5
	Yana Smirnova	39	28	67 33,5
		147	115	262 32,8

[Damseniorer](#) | [Herrseniorer](#) | [Team - Group A](#) | [Team - Group B](#) | [Team - Match 1 for 5-8](#) | [Team - Match 2 for 5-8](#) | [Team - Semifinal 1](#) | [Team - Semifinal 2](#) | [Team - Match for 7th place](#) | [Team - Match for 5th place](#) | [Team - Match for 3rd place](#) | [Team - Final](#) | [Penalties](#) | [Straight list](#) | [Lane statistics](#) | [Team statistics](#) | [Most aces in a row](#)


TEAMS

Match for 5th place

Rank	Team	R11	R12	Total	Average
1	 Sweden 3	119	95	214	26,8
2	 Switzerland	122	94	216	27,0

Rank	Team	R11	R12	Total	Average
1	 Sweden 3	30	24	54	27,0
	Jonas Gustavsson	33	25	58	29,0



Eva Andersson				
John Widlert	27	25	52	26,0
Lars Brown	29	21	50	25,0
	119	95	214	26,8

2		Switzerland	R11	R12	Total	Average
		Vitus Spescha	29	21	50	25,0
		Manuela Bamert	33	25	58	29,0
		Martin Kaiser	32	23	55	27,5
		Mike Mann	28	25	53	26,5
			122	94	216	27,0

[Damseniorer](#) | [Herrseniorer](#) | [Team - Group A](#) | [Team - Group B](#) | [Team - Match 1 for 5-8](#) | [Team - Match 2 for 5-8](#) | [Team - Semifinal 1](#) | [Team - Semifinal 2](#) | [Team - Match for 7th place](#) | [Team - Match for 5th place](#) | [Team - Match for 3rd place](#) | [Team - Final](#) | [Penalties](#) | [Straight list](#) | [Lane statistics](#) | [Team statistics](#) | [Most aces in a row](#)


TEAMS

Match for 3rd place

Rank	Team	R11	R12	Total	Average
1	 Austria	120	92	212	26,5
2	 Germany	119	94	213	26,6

1	 Austria	R11	R12	Total	Average
		29	21	50	25,0

Herbert Ziegler				
Manfred Lindmayr	28	25	53	26,5
Bianca Utzig	34	25	59	29,5
Günter Inmann	29	21	50	25,0
	120	92	212	26,5

2		Germany	R11	R12	Total	Average
		Oleg Klassen	31	25	56	28,0
		Nicole Warnecke	31	25	56	28,0
		Walter Erlbruch	29	22	51	25,5
		Max Hermann	28	22	50	25,0
			119	94	213	26,6

[Damseniorer](#) | [Herrseniorer](#) | [Team - Group A](#) | [Team - Group B](#) | [Team - Match 1 for 5-8](#) | [Team - Match 2 for 5-8](#) | [Team - Semifinal 1](#) | [Team - Semifinal 2](#) | [Team - Match for 7th place](#) | [Team - Match for 5th place](#) | [Team - Match for 3rd place](#) | [Team - Final](#) | [Penalties](#) | [Straight list](#) | [Lane statistics](#) | [Team statistics](#) | [Most aces in a row](#)

TEAMS


Final

Rank	Team	R11	R12	Total	Average
1	 Sweden 1	120	86	206	25,8
2	 Sweden 2	128	96	224	28,0

1	R11	R12	Total	Average
---	-----	-----	-------	---------

 Sweden 1

Filip Johansson	31	22	53	26,5
Sandra Bengtson	31	22	53	26,5
Ulf Kristiansson	30	21	51	25,5
Fredrik Persson	28	21	49	24,5
	120	86	206	25,8

2  Sweden 2	R11	R12	Total	Average
Daniel Källström	32	23	55	27,5
Maria Olsson	33	25	58	29,0
Gustav Björnberg	32	24	56	28,0
Carl-Johan Ryner	31	24	55	27,5
	128	96	224	28,0

[Damseniorer](#) | [Herrseniorer](#) | [Team - Group A](#) | [Team - Group B](#) | [Team - Match 1 for 5-8](#) | [Team - Match 2 for 5-8](#) | [Team - Semifinal 1](#) | [Team - Semifinal 2](#) | [Team - Match for 7th place](#) | [Team - Match for 5th place](#) | [Team - Match for 3rd place](#) | [Team - Final](#) | [Penalties](#) | [Straight list](#) | [Lane statistics](#) | [Team statistics](#) | [Most aces in a row](#)

This tournament is administrated by [Bangolf Arena](#) version 0.9.47 2011-06-11