

Sazeni na sport Originalni dárky LCD televize Doména .CZ za 200 Kc nabytek -40% Webhosting od 19 Kc Stahovani souboru ZDARMA! Horoskopy



SENIORS NATIONS CUP 2010

Updated: 2010-05-23 17:59

REMARKS:

Decision of Jury (3:0): Starting Time is 09:00am

Player Thomas Klarenbeek (NED) will not start due to injury

Decision of Jury (2:0): Player Eduard Schibli (SUI) dnf. He will be replaced in Team Switzerland for round 7 onward by player Marcel Grunder (SUI)

Playing systems were changed accidentally for round 7 and 8.

NEW COURSE RECORD! - GABRIELE ROVERO (ITA) - 23 (Concrete)

PENALTIES:

Hans-Rolf Wageck (GER): Admonition - Rules - Round 6

CZE 4 (Jan Hala): Team Foul - Time - Round 7 - Lane 9

FINAL STANDINGS

RANK	TEAM
1	AUSTRIA 1
2	CZECH REPUBLIC 1
3	CZECH REPUBLIC 2
4	GERMANY
5	CZECH REPUBLIC 3
6	ITALY
7	AUSTRIA 4
8	CZECH REPUBLIC 4
9	SWITZERLAND
10	NETHERLANDS

FINAL

TEAM	C	M	TOTAL		TEAM	C	M	TOTAL
CZECH REPUBLIC 1	121	94	215	vs	AUSTRIA 1	114	100	214

RANK 3 - 4

TEAM	C	M	TOTAL		TEAM	C	M	TOTAL
GERMANY	113	99	212	vs	CZECH REPUBLIC 2	115	95	210

RANK 5 - 6

TEAM	C	M	TOTAL		TEAM	C	M	TOTAL
CZECH REPUBLIC 3	115	92	207	vs	ITALY	119	102	221

RANK 7 - 8

TEAM	C	M	TOTAL		TEAM	C	M	TOTAL
AUSTRIA 2	115	99	214	vs	CZECH REPUBLIC 4	118	105	223

RANK 9 - 10

TEAM	C	M	TOTAL		TEAM	C	M	TOTAL
SWITZERLAND	0	0	0	vs	NETHERLANDS	0	0	dnf

SEMI-FINALS

TEAM	C	M	TOTAL		TEAM	C	M	TOTAL
CZECH REPUBLIC 1	116	91	207	vs	CZECH REPUBLIC 2	116	93	209
GERMANY	120	93	213	vs	AUSTRIA 1	116	95	211

RANK 5 - 8

TEAM	C	M	TOTAL		TEAM	C	M	TOTAL

CZECH REPUBLIC 3	121	90	211	vs	AUSTRIA 2	121	94	215
ITALY	105	99	204	vs	CZECH REPUBLIC 4	123	105	228

RANK 9 - 10

TEAM	C	M	TOTAL	vs	TEAM	C	M	TOTAL
SWITZERLAND	123	99	222	vs	NETHERLANDS	0	0	dnf

GROUP A										GROUP B										
	C1	M1	C2	M2	C3	M3	M4	C4	TOTAL		M1	C1	M2	C2	M3	C3	C4	M4	TOTAL	
1	CZECH REPUBLIC 1	4	8	4	8	2	8	8	5	47	GERMANY	6	6	8	4	8	8	7	4	51
2	AUSTRIA 1	2	0	7	6	8	6	8	43	CZECH REPUBLIC 2	8	8	3	6	2	6	4	2	39	
3	CZECH REPUBLIC 3	0	6	7	2	6	4	2	31	CZECH REPUBLIC 4	3	4	6	8	6	1	2	8	38	
4	ITALY	8	4	2	0	4	2	0	22	AUSTRIA 2	3	2	3	0	4	4	7	6	29	
5	SWITZERLAND	6	2	0	4	0	0	5	17	NETHERLANDS	0	0	0	2	0	1	0	0	3	

REFEREES:

Wil van Disseldorp (NED) (Head)

Harry Grönlund (FIN)

František Nečekal (CZE)

JURY:

Marcus Wüthrich (SUI)

Osvaldo Pirovano (ITA)

Marek Nečekal (CZE)

Result

[Male Seniors](#) | [Female Seniors](#) | [Teams](#) | [Straight list](#) | [Hole statistics](#) | [Team statistics](#) | [Most aces in a row](#)

Male Seniors

Rank	Start no	Name	Country	C1	E2	C3	E4	C5	E6	C7	E8	C9	E10	C11	E12	CAvg	EAvg	Average	CSum	ESum	Diff	Tot
1	42	Karl-Heinz Gerwert	Germany	28	22	27	23	24	20	26	21	28	22	29	24	27,0	22,0	49,0	162	132	9	294
2	19	Francesco Leuci	Italy	25	23	32	26	25	20	28	20	25	22	29	22	27,3	22,2	49,5	164	133	13	297
3	11	Jaroslav Rehak	Czech Republic	28	22	29	21	29	22	29	21	32	21	29	22	29,3	21,5	50,8	176	129	5	305
4	17	Reinhard Schuster	Austria	30	26	29	20	27	28	24	20	26	24	26	27	27,0	24,2	51,2	162	145	14	307
5	2	Franz Reich	Austria	28	27	29	25	25	24	27	25	26	21	29	22	27,3	24,0	51,3	164	144	10	308
6	41	Milan Vymazal	Czech Republic	25	22	27	26	27	27	28	21	30	28	26	22	27,2	24,3	51,5	163	146	12	309
7	3	Petr Vlcek	Czech Republic	27	23	28	27	27	23	31	23	30	22	28	22	28,5	23,3	51,8	171	140	9	311
8	44	Jan Bires	Czech Republic	30	25	30	23	29	22	28	22	26	23	31	24	29,0	23,2	52,2	174	139	8	313
9	16	Bohumil Pokorny	Czech Republic	29	20	30	21	27	26	28	24	28	25	30	25	28,7	23,5	52,2	172	141	9	313
10	18	Libor Vancura	Czech Republic	33	26	30	24	25	23	29	24	27	22	29	22	28,8	23,5	52,3	173	141	12	314
11	1	Zdenek Andr	Czech Republic	31	21	31	24	32	21	30	23	27	21	31	23	30,3	22,2	52,5	182	133	8	315
12	43	Roel Groenhuijsen	Netherlands	31	28	29	27	30	22	27	23	29	21	27	22	28,8	23,8	52,7	173	143	11	316
13	13	Robert Hybner	Czech Republic	29	23	27	27	27	27	29	24	32	21	27	24	28,5	24,3	52,8	171	146	11	317
14	37	Bernhard Kreutter	Germany	29	25	31	19	32	21	29	22	29	27	29	25	29,8	23,2	53,0	179	139	11	318
15	12	Peter Draxler	Austria	28	27	30	25	28	21	27	25	31	26	27	24	28,5	24,7	53,2	171	148	10	319
16	27	Hans-Rolf Wageck	Germany	31	22	30	26	32	23	28	26	31	20	26	24	29,7	23,5	53,2	178	141	12	319
17	20	Jörg Wiedemeier	Switzerland	26	28	30	21	30	27	27	23	34	21	27	26	29,0	24,3	53,3	174	146	15	320
18	31	Ladislav Svihel	Czech Republic	27	22	29	24	30	25	29	23	30	22	30	30	29,2	24,3	53,5	175	146	11	321
19	4	Vittorio Bandera	Italy	32	24	31	22	25	28	28	26	28	24	28	25	28,7	24,8	53,5	172	149	13	321
20	30	Erwin Frivert	Austria	28	26	35	25	30	25	30	22	28	24	29	21	30,0	23,8	53,8	180	143	12	323
21	9	Gabriele Rovera	Italy	27	28	27	27	30	25	32	22	23	25	28	29	27,8	26,0	53,8	167	156	16	323
22	5	Paul Vögeli	Switzerland	29	25	30	25	30	24	28	28	28	23	31	24	29,3	24,8	54,2	176	149	8	325
23	45	Hermann Türtscher	Austria	29	28	32	27	31	23	29	24	30	21	28	24	29,8	24,5	54,3	179	147	11	326
24	46	Ales Vitek	Czech Republic	30	21	34	24	33	28	25	31	30	22	30	22	30,3	24,7	55,0	182	148	19	330
25	29	Jan Hala	Czech Republic	30	26	31	26	28	27	29	21	32	28	29	30	29,8	26,3	56,2	179	158	13	337
26	38	Jan Engels	Netherlands	28	26	36	33	31	28	30	26	32	22	31	25	31,3	26,7	58,0	188	160	19	348
27	22	Marcel Grunder	Switzerland	30	25	30	25	30	30	30	35	32	24	28	30	30,0	28,2	58,2	180	169	15	349

28	23	Raymond Leemans	Belgium	33	25	31	27	34	27	29	29	33	28	29	29	31,5	27,5	59,0	189	165	9	354	
29	21	Pascal De Roeck	Belgium	33	25	32	30	29	29	26	29					30,0	28,4	58,4	120	142	12	262	Did not finish
30	33	Fred van den Broek	Netherlands	32	25	31	28	27	30	34	28					31,0	27,8	58,8	124	111	12	235	Did not finish
31	10	Eduard Schibli	Switzerland	35	23	31	26	31	27							32,3	25,3	57,7	97	76	8	173	Did not finish
32	24	Tibor Meszaros	Slovakia	33	29	32	27	36	28							33,7	28,0	61,7	101	84	6	185	Did not finish
33	26	Thomas Klarenbeek	Netherlands													0,0	0,0	0,0	0	0	0	0	Did not start

[Male Seniors](#) | [Female Seniors](#) | [Teams](#) | [Straight list](#) | [Hole statistics](#) | [Team statistics](#) | [Most aces in a row](#)

Female Seniors










Rank	Start no	Name	Country	C1	E2	C3	E4	C5	E6	C7	E8	C9	E10	C11	E12	CAvg	EAvg	Average	CSum	ESum	Diff	Tot	
1	36	Jana Necekalova	Czech Republic	28	24	32	29	29	27	34	22	26	21	29	21	29,7	24,0	53,7	178	144	16	322	
2	6	Dagmar Hirschmannova	Czech Republic	31	23	28	23	31	27	29	23	29	24	31	24	29,8	24,0	53,8	179	144	7	323	
3	40	Johanna Knotzer	Austria	33	23	31	30	26	23	28	26	28	26	27	26	28,8	25,7	54,5	173	154	14	327	
4	25	Greta Janssens	Belgium	30	25	27	21	30	25	31	25	33	25	32	25	30,5	24,3	54,8	183	146	10	329	
5	32	Andrea Reinicke	Germany	31	21	35	26	29	22	31	25	32	24	29	26	31,2	24,0	55,2	187	144	11	331	
6	39	Dana Dockalova	Czech Republic	29	24	27	22	36	24	32	22	36	28	27	28	31,2	24,7	55,8	187	148	15	335	
7	7	Maria Fuschlberger	Austria	35	27	28	25	28	24	29	25	33	24	32	27	30,8	25,3	56,2	185	152	10	337	
8	34	Jaroslava Fiedlerova	Czech Republic	32	26	31	26	34	23	33	26	29	26	31	23	31,7	25,0	56,7	190	150	8	340	
9	8	Miroslava Komadova	Czech Republic	33	23	31	27	32	26	31	27	32	25	31	24	31,7	25,3	57,0	190	152	6	342	
10	35	Franziska Trutschnig	Austria	34	24	33	21	34	33	27	21	35	23	31	28	32,3	25,0	57,3	194	150	20	344	
11	15	Lucia Schibli	Switzerland	26	29	33	29	34	29	31	24	29	31	29	30	30,3	28,7	59,0	182	172	15	354	
12	14	Marzia Brianza	Italy	31	26	30	31	32	33	34	32	29	28	34	26	31,7	29,3	61,0	190	176	12	366	
13	28	Petra Tenge	Netherlands	35	32	31	25	39	37	36	36	33	29			34,8	31,8	66,6	174	159	20	333	Did not finish

[Male Seniors](#) | [Female Seniors](#) | [Teams](#) | [Straight list](#) | [Hole statistics](#) | [Team statistics](#) | [Most aces in a row](#)

TEAMS

Rank	Team	R1	R2	R3	R4	R5	R6	R7	R8	R9	R10	R11	R12	Total	Average
1	CZE 1	119	86	118	89	119	96	116	91	116	91	121	94	1256	26,2
2	GER	119	90	123	94	117	86	114	94	120	93	113	99	1262	26,3
3	AUT 1	121	107	116	95	108	97	107	95	116	95	114	100	1271	26,5
4	CZE 2	110	89	122	103	119	107	116	97	116	93	115	95	1282	26,7
5	CZE 3	122	95	116	105	111	99	120	98	121	90	115	92	1284	26,8
6	ITA	115	101	120	106	112	106	122	100	105	99	119	102	1307	27,2
7	AUT 2	124	101	131	103	121	104	114	93	121	94	115	99	1320	27,5
8	CZE 4	121	101	119	97	127	96	122	91	123	105	118	105	1325	27,6
9	SUI	116	105	124	101	125	107	86	75	91	75	87	80	1172	27,9
10	NLD	126	111	127	113	127	117	127	113	94	72	58	47	1232	29,3

Rank	Team	R1	R2	R3	R4	R5	R6	R7	R8	R9	R10	R11	R12	Total	Average
1	CZE 1														
	Zdenek Andr	31	21	31	24	32	21	30	23	27	21	31	23	315	26,3
	Dagmar Hirschmannova	31	23	28	23	31	27	29	23	29	24	31	24	323	26,9
	Jaroslav Rehak	28	22	29	21	29	22	29	21	32	21	29	22	305	25,4
	Bohumil Pokorny	29	20	30	21	27	26	28	24	28	25	30	25	313	26,1
		119	86	118	89	119	96	116	91	116	91	121	94	1256	26,2

2  GER														
Hans-Rolf Wageck	31	22	30	26	32	23	28	26	31	20	26	24	319	26,6
Andrea Reinicke	31	21	35	26	29	22	31	25	32	24	29	26	331	27,6
Bernhard Kreutter	29	25	31	19	32	21	29	22	29	27	29	25	318	26,5
Karl-Heinz Gerwert	28	22	27	23	24	20	26	21	28	22	29	24	294	24,5
	119	90	123	94	117	86	114	94	120	93	113	99	1262	26,3
3  AUT 1														
Franz Reich	28	27	29	25	25	24	27	25	26	21	29	22	308	25,7
Maria Fuschlberger	35	27	28	25	28	24	29	25	33	24	32	27	337	28,1
Peter Draxler	28	27	30	25	28	21	27	25	31	26	27	24	319	26,6
Reinhard Schuster	30	26	29	20	27	28	24	20	26	24	26	27	307	25,6
	121	107	116	95	108	97	107	95	116	95	114	100	1271	26,5
4  CZE 2														
Ladislav Svihel	27	22	29	24	30	25	29	23	30	22	30	30	321	26,8
Jana Necekalova	28	24	32	29	29	27	34	22	26	21	29	21	322	26,8
Milan Vymazal	25	22	27	26	27	27	28	21	30	28	26	22	309	25,8
Ales Vitek	30	21	34	24	33	28	25	31	30	22	30	22	330	27,5
	110	89	122	103	119	107	116	97	116	93	115	95	1282	26,7
5  CZE 3														
Petr Vicek	27	23	28	27	27	23	31	23	30	22	28	22	311	25,9
Miroslava Komadova	33	23	31	27	32	26	31	27	32	25	31	24	342	28,5
Robert Hybner	29	23	27	27	27	27	29	24	32	21	27	24	317	26,4
Libor Vancura	33	26	30	24	25	23	29	24	27	22	29	22	314	26,2
	122	95	116	105	111	99	120	98	121	90	115	92	1284	26,8
6  ITA														
Vittorio Bandera	32	24	31	22	25	28	28	26	28	24	28	25	321	26,8
Gabriele Rovera	27	28	27	27	30	25	32	22	23	25	28	29	323	26,9
Marzia Brianza	31	26	30	31	32	33	34	32	29	28	34	26	366	30,5
Francesco Leuci	25	23	32	26	25	20	28	20	25	22	29	22	297	24,8
	115	101	120	106	112	106	122	100	105	99	119	102	1307	27,2
7  AUT 2														
Erwin Frivert	28	26	35	25	30	25	30	22	28	24	29	21	323	26,9
Franziska Trutschnig	34	24	33	21	34	33	27	21	35	23	31	28	344	28,7
Johanna Knotzer	33	23	31	30	26	23	28	26	28	26	27	26	327	27,3
Hermann Türtscher	29	28	32	27	31	23	29	24	30	21	28	24	326	27,2
	124	101	131	103	121	104	114	93	121	94	115	99	1320	27,5
8  CZE 4														
Jan Hala	30	26	31	26	28	27	29	21	32	28	29	30	337	28,1
Jaroslava Fiedlerova	32	26	31	26	34	23	33	26	29	26	31	23	340	28,3
Dana Dockalova	29	24	27	22	36	24	32	22	36	28	27	28	335	27,9
Jan Bires	30	25	30	23	29	22	28	22	26	23	31	24	313	26,1
	121	101	119	97	127	96	122	91	123	105	118	105	1325	27,6
9  SUI														
Paul Vögeli	29	25	30	25	30	24	28	28	28	23	31	24	325	27,1
Eduard Schibli	35	23	31	26	31	27							173	28,8
Lucia Schibli	26	29	33	29	34	29	31	24	29	31	29	30	354	29,5
Jörg Wiedemeier	26	28	30	21	30	27	27	23	34	21	27	26	320	26,7
	116	105	124	101	125	107	86	75	91	75	87	80	1172	27,9
10  NLD														
Petra Tenge	35	32	31	25	39	37	36	36	33	29			333	33,3
Fred van den Broek	32	25	31	28	27	30	34	28					235	29,4

Jan Engels	28	26	36	33	31	28	30	26	32	22	31	25	348	29,0
Roel Groenhuijsen	31	28	29	27	30	22	27	23	29	21	27	22	316	26,3
	126	111	127	113	127	117	127	113	94	72	58	47	1232	29,3

[Male Seniors](#) | [Female Seniors](#) | [Teams](#) | [Straight list](#) | [Hole statistics](#) | [Team statistics](#) | [Most aces in a row](#)

This tournament is administrated by [Bangolf Arena](#) version 0.9.40