



Youth Nations Cup 2010

Updated: 2010-05-24 17:31

Rain interruption Sunday 10.24

Play continued 11.00

Jury decision Monday 07.00: Due to heavy rain both groups will play R7 on miniaturegolf.

If it is not possible to carry out R8 on MOS, also R8 will be played on miniaturegolf.

Jury decision Monday 08.45: R8 will be played on miniaturegolf.

Team fouls:

1st team foul SUI: R2 L18, Manuela Bamert (scorekeeping)

1st team RUS 2: R2 L18, Georgy Lazarev (scorekeeping)

Result

[Junior women](#) | [Junior men](#) | [Team - Group A](#) | [Team - Group B](#) | [Team - Semifinal 1](#) | [Team - Semifinal 2](#) | [Team - Semifinal 1 for 5-8](#) | [Team - Semifinal 2 for 5-8](#) | [Team - Final](#) | [Team - Match for 3d place](#) | [Team - Match for 5th place](#) | [Team - Match for 7th place](#) | [Straight list](#) | [Hole statistics](#) | [Team statistics](#) | [Most aces in a row](#)

Junior men

Rank	Start no	Name	Country	C1	E2	C3	E4	C5	E6	E7	E8	C9	E10	C11	E12	CAvg	EAvg	Average	CSum	ESum	Diff	Tot
1	12	Robin Hettrich	Germany	32	21	29	23	28	22	24	21	28	25	26	24	28,6	22,9	51,5	143	160	10	303
2	32	Nikolai Bhend	Switzerland	33	28	28	21	33	25	23	20	25	27	29	20	29,6	23,4	53,0	148	164	16	312
3	9	Philipp Lewin	Germany	33	25	30	27	26	22	27	25	27	24	28	22	28,8	24,6	53,4	144	172	12	316
4	1	Kevin Feuchtl	Austria	30	22	29	20	33	23	24	25	24	28	33	26	29,8	24,0	53,8	149	168	17	317
5	11	Gerrit Below	Germany	31	26	34	25	28	23	22	23	32	24	25	25	30,0	24,0	54,0	150	168	13	318
6	4	Mathias Jagschitz	Austria	34	21	24	24	30	26	28	30	29	23	33	19	30,0	24,4	54,4	150	171	21	321
7	7	Lukas Freythaler	Austria	38	24	28	24	28	25	25	23	32	23	27	26	30,6	24,3	54,9	153	170	14	323
8	8	Christoph Schatzer	Austria	41	24	31	23	28	22	22	26	33	22	29	22	32,4	23,0	55,4	162	161	17	323
9	13	Evgeny Stelmashonok	Russia	31	25	27	25	30	30	28	26	29	26	26	22	28,6	26,0	54,6	143	182	13	325
10	5	Philipp Riegler	Austria	29	28	30	20	27	27	29	28	32	24	29	22	29,4	25,4	54,8	147	178	14	325
11	15	Dmitry Bogachuk	Russia	34	24	34	29	30	26	27	27	26	37	30	29	30,8	28,4	59,2	154	199	21	353
12	27	Sergey Alexeenko	Russia	37	25	35	26	33	32	24	24	31	30	30	28	33,2	27,0	60,2	166	189	15	355
13	23	Igor Pantelimonov	Russia	38	32	28	28	29	28	25	29	31	30	26	32	30,4	29,1	59,5	152	204	19	356
14	20	Gurgen Asryan	Russia	39	26	34	26	36	26	26	28	31	24	33	29	34,6	26,4	61,0	173	185	13	358
15	31	Daniel Moser	Switzerland	30	24	33	32	33	33	29	28	35	28	28	26	31,8	28,6	60,4	159	200	16	359
16	21	Kirill Taranenko	Russia	31	29	40	24	28	28	26	28	30	25	31	40	32,0	28,6	60,6	160	200	28	360
17	30	Andreas Giger	Switzerland	32	25	33	30	30	30	34	27	30	28	35	29	32,0	29,0	61,0	160	203	14	363
18	24	Andery Muraviev	Russia	39	29	29	26	31	28	27	32	38	25	37	33	34,8	28,6	63,4	174	200	18	374
19	16	Dmitry Bozhko	Russia	37	32	33	33	34	31	32	28	34	27	30	28	33,6	30,1	63,7	168	211	13	379
20	19	Alexey Markov	Russia	31	32	29	32	29	29	30	33	38	31	32	38	31,8	32,1	63,9	159	225	18	384
21	25	Alexander Barakhvanov	Russia	34	26	33	33	41	29	29	29	39	28	33	34	36,0	29,7	65,7	180	208	16	388
22	17	Georgy Lazarev	Russia	36	33	37	30	38	29	35	30	34	28	36	32	36,2	31,0	67,2	181	217	11	398
23	28	Yury Gyadukyan	Russia	41	30	38	32	37	32	32	37	35	32	38	29	37,8	32,0	69,8	189	224	14	413

[Junior women](#) | [Junior men](#) | [Team - Group A](#) | [Team - Group B](#) | [Team - Semifinal 1](#) | [Team - Semifinal 2](#) | [Team - Semifinal 1 for 5-8](#) | [Team - Semifinal 2 for 5-8](#) | [Team - Final](#) | [Team - Match for 3d place](#) | [Team - Match for 5th place](#) | [Team - Match for 7th place](#) | [Straight list](#) | [Hole statistics](#) | [Team statistics](#) | [Most aces in a row](#)

Junior women

Rank	Start no	Name	Country	C1	E2	C3	E4	C5	E6	E7	E8	C9	E10	C11	E12	CAvg	EAvg	Average	CSum	ESum	Diff	Tot
1	2	Jacqueline Helm	Austria	34	23	28	25	29	21	29	23	37	26	32	22	32,0	24,1	56,1	160	169	17	329
2	3	Martina Danner	Austria	33	19	34	26	33	22	26	27	31	25	32	23	32,6	24,0	56,6	163	168	11	331
3	6	Carina Utzig	Austria	34	29	33	20	27	26	25	25	31	27	32	28	31,4	25,7	57,1	157	180	16	337
4	14	Siranush Balasanyan	Russia	31	30	31	23	32	26	29	26	34	30	26	26	30,8	27,1	57,9	154	190	15	344
5	29	Manuela Bamert	Switzerland	32	23	30	29	32	28	33	26	29	27	28	32	30,2	28,3	58,5	151	198	14	349
6	10	Anna Nitschke	Germany	30	32	31	33	30	30	32	29	33	24	31	23	31,0	29,0	60,0	155	203	13	358
7	18	Marina Ereschenko	Russia	33	26	30	29	27	28	34	31	35	25	37	26	32,4	28,4	60,8	162	199	19	361
8	22	Natalia Sycheva	Russia	31	30	35	24	31	30	39	27	38	40	35	26	34,0	30,9	64,9	170	216	23	386
9	26	Angelina Bobrova	Russia	47	27	27	22	34	30	42	29	34	25	40	36	36,4	30,1	66,5	182	211	40	393


[Junior women](#) | [Junior men](#) | [Team - Group A](#) | [Team - Group B](#) | [Team - Semifinal 1](#) | [Team - Semifinal 2](#) | [Team - Semifinal 1 for 5-8](#) | [Team - Semifinal 2 for 5-8](#) | [Team - Final](#) | [Team - Match for 3d place](#) | [Team - Match for 5th place](#) | [Team - Match for 7th place](#) | [Straight list](#) | [Hole statistics](#) | [Team statistics](#) | [Most aces in a row](#)

TEAMS

Group A

Rank	Team	R1	R2	R3	R4	R5	R6	R7	R8	Total	Average	Points
1	Germany	93	72	90	75	82	67	73	69	621	25,9	39
2	Austria 2	101	76	89	63	82	73	72	74	630	26,3	35
3	Russia 1	96	79	91	77	92	82	84	79	680	28,3	12
4	Russia 3	100	88	92	74	88	84	78	84	688	28,7	10

Rank	Team	R1	R2	R3	R4	R5	R6	R7	R8	Total	Average	
1	Germany											
	Philipp Lewin	93	25	30	27	26	22	27	25	215	26,9	
	Anna Nitschke	30	32	31	33	30	30	32	29	247	30,9	
	Gerrit Below	31	26	34	25	28	23	22	23	212	26,5	
	Robin Hettrich	32	21	29	23	28	22	24	21	200	25,0	
		93	72	90	75	82	67	73	69	621	25,9	
	Points	6	6	4	2	5	6	4	6	39		
2	Austria 2											
	Philipp Riegler	29	28	30	20	27	27	29	28	218	27,3	
	Carina Utzig	34	29	33	20	27	26	25	25	219	27,4	
	Lukas Freythaler	38	24	28	24	28	25	25	23	215	26,9	
	Christoph Schatzer	44	24	31	23	28	22	22	26	217	27,1	
		101	76	89	63	82	73	72	74	630	26,3	
	Points	0	4	6	6	5	4	6	4	35		
3	Russia 1											
	Evgeny Stelmashonok	31	25	27	25	30	30	28	26	222	27,8	
	Siranush Balasanyan	31	30	31	23	32	26	29	26	228	28,5	
	Dmitry Bogachuk	34	24	34	29	30	26	27	27	231	28,9	
	Dmitry Bozhko	37	32	33	33	34	34	32	28	260	32,5	
		96	79	91	77	92	82	84	79	680	28,3	

Points	4	2	2	0	0	2	0	2	12	
4  Russia 3										
Kirill Taranenko	31	29	40	24	28	28	26	28	234	29,3
Natalia Sycheva	31	30	35	24	34	30	39	27	247	30,9
Igor Pantelimonov	38	32	28	28	29	28	25	29	237	29,6
Andery Muraviev	39	29	29	26	31	28	27	32	241	30,1
	100	88	92	74	88	84	78	84	688	28,7
Points	2	0	0	4	2	0	2	0	10	

[Junior women](#) | [Junior men](#) | [Team - Group A](#) | [Team - Group B](#) | [Team - Semifinal 1](#) | [Team - Semifinal 2](#) | [Team - Semifinal 1 for 5-8](#) | [Team - Semifinal 2 for 5-8](#) | [Team - Final](#) | [Team - Match for 3d place](#) | [Team - Match for 5th place](#) | [Team - Match for 7th place](#) | [Straight list](#) | [Hole statistics](#) | [Team statistics](#) | [Most aces in a row](#)

TEAMS												
Group B												
Rank	Team	R1	R2	R3	R4	R5	R6	R7	R8	Total	Average	Points
1	 Austria 1	97	62	81	69	92	66	78	75	620	25,8	43
2	 Switzerland	94	72	91	80	95	83	85	73	673	28,0	31
3	 Russia 2	100	84	93	85	92	83	90	89	716	29,8	12
4	 Russia 4	112	78	95	80	104	91	85	82	727	30,3	10
<hr/>												
Rank	Team	R1	R2	R3	R4	R5	R6	R7	R8	Total	Average	Points
1	 Austria 1											
	Kevin Feuchtl	30	22	29	20	33	23	24	25	206	25,8	
	Jacqueline Helm	34	23	28	25	29	21	29	23	212	26,5	
	Martina Danner	33	19	34	26	33	22	26	27	220	27,5	
	Mathias Jagschitz	34	21	24	24	30	26	28	30	217	27,1	
		97	62	81	69	92	66	78	75	620	25,8	
	Points	4	6	6	6	5	6	6	4	43		
<hr/>												
2	 Switzerland											
	Manuela Bamert	32	23	30	29	32	28	33	26	233	29,1	
	Andreas Giger	32	25	33	30	30	30	34	27	241	30,1	
	Daniel Moser	30	24	33	32	33	33	29	28	242	30,3	
	Nikolai Bhend	33	28	28	21	33	25	23	20	211	26,4	
		94	72	91	80	95	83	85	73	673	28,0	
	Points	6	4	4	3	2	3	3	6	31		
<hr/>												
3	 Russia 2											
	Georgy Lazarev	36	33	37	30	30	29	35	30	268	33,5	
	Marina Ereschenko	33	26	30	29	27	28	34	31	238	29,8	
	Alexey Markov	31	32	29	32	29	29	30	33	245	30,6	
	Gurgen Asryan	39	26	34	26	36	26	26	28	241	30,1	
		100	84	93	85	92	83	90	89	716	29,8	
	Points	2	0	2	0	5	3	0	0	12		
<hr/>												
4	 Russia 4											
	Alexander Barakhvanov	34	26	33	33	44	29	29	29	254	31,8	
	Angelina Bobrova	47	27	27	22	34	30	42	29	258	32,3	
	Sergey Alexeenko	37	25	35	26	33	32	24	24	236	29,5	
	Yury Gyadukyan	41	30	30	32	37	32	32	37	279	34,9	
		112	78	95	80	104	91	85	82	727	30,3	
	Points	0	2	0	3	0	0	3	2	10		

[Junior women](#) | [Junior men](#) | [Team - Group A](#) | [Team - Group B](#) | [Team - Semifinal 1](#) | [Team - Semifinal 2](#) | [Team - Semifinal 1 for 5-8](#) | [Team - Semifinal 2 for 5-8](#) | [Team - Final](#) | [Team - Match for 3d place](#) | [Team - Match for 5th place](#) | [Team - Match for 7th place](#) | [Straight list](#) | [Hole statistics](#) | [Team statistics](#) | [Most aces in a row](#)

TEAMS

Semifinal 1

Rank	Team	R9	R10	Total	Average
1	Germany	120	97	217	27,1
2	Switzerland	119	110	229	28,6

Rank	Team	R9	R10	Total	Average
1	Germany				
	Philipp Lewin	27	24	51	25,5
	Anna Nitschke	33	24	57	28,5
	Gerrit Below	32	24	56	28,0
	Robin Hettrich	28	25	53	26,5
		120	97	217	27,1
2	Switzerland				
	Manuela Bamert	29	27	56	28,0
	Andreas Giger	30	28	58	29,0
	Daniel Moser	35	28	63	31,5
	Nikolai Bhend	25	27	52	26,0
		119	110	229	28,6

[Junior women](#) | [Junior men](#) | [Team - Group A](#) | [Team - Group B](#) | [Team - Semifinal 1](#) | [Team - Semifinal 2](#) | [Team - Semifinal 1 for 5-8](#) | [Team - Semifinal 2 for 5-8](#) | [Team - Final](#) | [Team - Match for 3d place](#) | [Team - Match for 5th place](#) | [Team - Match for 7th place](#) | [Straight list](#) | [Hole statistics](#) | [Team statistics](#) | [Most aces in a row](#)

TEAMS

Semifinal 2

Rank	Team	R9	R10	Total	Average
1	Austria 1	121	102	223	27,9
2	Austria 2	128	96	224	28,0

Rank	Team	R9	R10	Total	Average
1	Austria 1				
	Kevin Feuchtl	24	28	52	26,0
	Jacqueline Helm	37	26	63	31,5
	Martina Danner	31	25	56	28,0
	Mathias Jagschitz	29	23	52	26,0
		121	102	223	27,9
2	Austria 2				
	Philipp Riegler	32	24	56	28,0
	Carina Utzig	31	27	58	29,0
	Lukas Freythaler	32	23	55	27,5
	Christoph Schatzer	33	22	55	27,5
		128	96	224	28,0

[Junior women](#) | [Junior men](#) | [Team - Group A](#) | [Team - Group B](#) | [Team - Semifinal 1](#) | [Team - Semifinal 2](#) | [Team - Semifinal 1 for 5-8](#) | [Team - Semifinal 2 for 5-8](#) | [Team - Final](#) | [Team - Match for 3d place](#) | [Team - Match for 5th place](#) | [Team - Match for 7th place](#) | [Straight list](#) | [Hole statistics](#) | [Team statistics](#) | [Most aces in a row](#)

TEAMS

Semifinal 1 for 5-8

Rank	Team	R9	R10	Total	Average
1	Russia 1	123	120	243	30,4
2	Russia 4	139	115	254	31,8

Rank	Team	R9	R10	Total	Average
1	Russia 1				
	Evgeny Stelmashonok	29	26	55	27,5
	Siranush Balasanyan	34	30	64	32,0
	Dmitry Bogachuk	26	37	63	31,5
	Dmitry Bozhko	34	27	61	30,5
		123	120	243	30,4
2	Russia 4				
	Alexander Barakhvanov	39	28	67	33,5
	Angelina Bobrova	34	25	59	29,5
	Sergey Alexeenko	31	30	61	30,5
	Yury Gyadukyan	35	32	67	33,5
		139	115	254	31,8

[Junior women](#) | [Junior men](#) | [Team - Group A](#) | [Team - Group B](#) | [Team - Semifinal 1](#) | [Team - Semifinal 2](#) | [Team - Semifinal 1 for 5-8](#) | [Team - Semifinal 2 for 5-8](#) | [Team - Final](#) | [Team - Match for 3d place](#) | [Team - Match for 5th place](#) | [Team - Match for 7th place](#) | [Straight list](#) | [Hole statistics](#) | [Team statistics](#) | [Most aces in a row](#)

TEAMS

Semifinal 2 for 5-8

Rank	Team	R9	R10	Total	Average
1	Russia 2	138	108	246	30,8
2	Russia 3	137	120	257	32,1

Rank	Team	R9	R10	Total	Average
1	Russia 2				
	Georgy Lazarev	34	28	62	31,0
	Marina Ereschenko	35	25	60	30,0
	Alexey Markov	38	31	69	34,5
	Gurgen Asryan	31	24	55	27,5
		138	108	246	30,8
2	Russia 3				
	Kirill Taranenko	30	25	55	27,5
	Natalia Sycheva	38	40	78	39,0
	Igor Pantelimonov	31	30	61	30,5
	Andery Muraviev	38	25	63	31,5
		137	120	257	32,1



[Junior women](#) | [Junior men](#) | [Team - Group A](#) | [Team - Group B](#) | [Team - Semifinal 1](#) | [Team - Semifinal 2](#) | [Team - Semifinal 1 for 5-8](#) | [Team - Semifinal 2 for 5-8](#) | [Team - Final](#) | [Team - Match for 3d place](#) | [Team - Match for 5th place](#) | [Team - Match for 7th place](#) | [Straight list](#) | [Hole statistics](#) | [Team statistics](#) | [Most aces in a row](#)

TEAMS

Final

Rank	Team	R11	R12	Total	Average
1	Germany	110	94	204	25,5



2	 Austria 1	130	90	220	27,5
---	---	-----	----	-----	------



Rank	Team	R11	R12	Total	Average
1	 Germany				
	Philipp Lewin	28	22	50	25,0
	Anna Nitschke	31	23	54	27,0
	Gerrit Below	25	25	50	25,0
	Robin Hettrich	26	24	50	25,0
		110	94	204	25,5
2	 Austria 1				
	Kevin Feuchtl	33	26	59	29,5
	Jacqueline Helm	32	22	54	27,0
	Martina Danner	32	23	55	27,5
	Mathias Jagschitz	33	19	52	26,0
		130	90	220	27,5

[Junior women](#) | [Junior men](#) | [Team - Group A](#) | [Team - Group B](#) | [Team - Semifinal 1](#) | [Team - Semifinal 2](#) | [Team - Semifinal 1 for 5-8](#) | [Team - Semifinal 2 for 5-8](#) | [Team - Final](#) | [Team - Match for 3d place](#) | [Team - Match for 5th place](#) | [Team - Match for 7th place](#) | [Straight list](#) | [Hole statistics](#) | [Team statistics](#) | [Most aces in a row](#)

TEAMS

Match for 3d place

Rank	Team	R11	R12	Total	Average
1	 Austria 2	117	98	215	26,9
2	 Switzerland	120	107	227	28,4

Rank	Team	R11	R12	Total	Average
1	 Austria 2				
	Philipp Riegler	29	22	51	25,5
	Carina Utzig	32	28	60	30,0
	Lukas Freythaler	27	26	53	26,5
	Christoph Schatzer	29	22	51	25,5
		117	98	215	26,9
2	 Switzerland				
	Manuela Bamert	28	32	60	30,0
	Andreas Giger	35	29	64	32,0
	Daniel Moser	28	26	54	27,0
	Nikolai Bhend	29	20	49	24,5
		120	107	227	28,4

[Junior women](#) | [Junior men](#) | [Team - Group A](#) | [Team - Group B](#) | [Team - Semifinal 1](#) | [Team - Semifinal 2](#) | [Team - Semifinal 1 for 5-8](#) | [Team - Semifinal 2 for 5-8](#) | [Team - Final](#) | [Team - Match for 3d place](#) | [Team - Match for 5th place](#) | [Team - Match for 7th place](#) | [Straight list](#) | [Hole statistics](#) | [Team statistics](#) | [Most aces in a row](#)


TEAMS

Match for 5th place

Rank	Team	R11	R12	Total	Average
1	 Russia 1	112	105	217	27,1
2	 Russia 2	138	125	263	32,9

Rank	Team	R11	R12	Total	Average
------	------	-----	-----	-------	---------

1	 Russia 1				
	Evgeny Stelmashonok	26	22	48	24,0
	Siranush Balasanyan	26	26	52	26,0
	Dmitry Bogachuk	30	29	59	29,5
	Dmitry Bozhko	30	28	58	29,0
		112	105	217	27,1

2	 Russia 2				
	Georgy Lazarev	36	32	68	34,0
	Marina Ereschenko	37	26	63	31,5
	Alexey Markov	32	38	70	35,0
	Gurgen Asryan	33	29	62	31,0
		138	125	263	32,9

[Junior women](#) | [Junior men](#) | [Team - Group A](#) | [Team - Group B](#) | [Team - Semifinal 1](#) | [Team - Semifinal 2](#) | [Team - Semifinal 1 for 5-8](#) | [Team - Semifinal 2 for 5-8](#) | [Team - Final](#) | [Team - Match for 3d place](#) | [Team - Match for 5th place](#) | [Team - Match for 7th place](#) | [Straight list](#) | [Hole statistics](#) | [Team statistics](#) | [Most aces in a row](#)

TEAMS

Match for 7th place

Rank	Team	R11	R12	Total	Average
1	 Russia 3	129	131	260	32,5
2	 Russia 4	141	127	268	33,5

Rank	Team	R11	R12	Total	Average
1	 Russia 3				
	Kirill Taranenko	31	40	71	35,5
	Natalia Sycheva	35	26	61	30,5
	Igor Pantelimonov	26	32	58	29,0
	Andery Muraviev	37	33	70	35,0
		129	131	260	32,5
2	 Russia 4				
	Alexander Barakhvanov	33	34	67	33,5
	Angelina Bobrova	40	36	76	38,0
	Sergey Alexeenko	30	28	58	29,0
	Yury Gyadukyan	38	29	67	33,5
		141	127	268	33,5

[Junior women](#) | [Junior men](#) | [Team - Group A](#) | [Team - Group B](#) | [Team - Semifinal 1](#) | [Team - Semifinal 2](#) | [Team - Semifinal 1 for 5-8](#) | [Team - Semifinal 2 for 5-8](#) | [Team - Final](#) | [Team - Match for 3d place](#) | [Team - Match for 5th place](#) | [Team - Match for 7th place](#) | [Straight list](#) | [Hole statistics](#) | [Team statistics](#) | [Most aces in a row](#)

This tournament is administrated by [Bangolf Arena](#) version 0.9.40