



www.3d-minigolf.at



Youth World Championships

Updated: 2010-08-12 14:24

Substitution girls teams: Russia after round 3, out Anna Pogosyan, in Angelina Bobrova.

Substitution boys teams: Russia after round 3, out Dmitry Bozhko, in Georgy Lazarev
Substitution boys teams: Austria after round 5, out Markus Danner, in Mathias Jagschitz

Substitution boys teams: Italy after round 6, out Simon Brunner, in Emanuele Prestinari
Substitution girls teams: Austria after round 6, out Carina Utzig, in Martina Danner

1st admonition: 21 Simon Brunner, ITA, R4 L5, misbehaviour

1st admonition, 2 Michael Loeffel, SUI, R5 L1, time

1st admonition, coach Alexander Ershov, RUS, R7 miniature, L11, rules


Jury decision regarding not documented substitution in the team Italy boys in R5:
Substitution was not done correctly and is not valid.

Result

[Junior women](#) | [Junior men](#) | [Team - Junior women](#) | [Team - Junior men](#) | [Straight list](#) | [Hole statistics](#) | [Team statistics](#) | [Most aces in a row](#)

Junior men

Rank	Start no	Name	Country	C1	E2	C3	E4	C5	E6	C7	E8	CAvg	EAvg	Average	CSum	ESum	Diff	Tot
1	39	Lorenzo Levis	Italy	25	23	28	21	27	22	25	23	26,3	22,3	48,5	105	89	5	194
2	30	Lorenzo Ciompi	Italy	27	23	27	19	28	22	27	22	27,3	21,5	48,8	109	86	5	195
3	51	Andreas Schneider	Germany	27	24	25	23	24	23	29	22	26,3	23,0	49,3	105	92	7	197
4	42	Robin Hettrich	Germany	25	22	27	20	30	22	28	24	27,5	22,0	49,5	110	88	9	198
5	4	Mattias Braennstroem	Sweden	31	23	29	21	30	18	25	21	28,8	20,8	49,5	115	83	11	198
6	61	Mathias Jagschitz	Austria	29	22	26	21	26	27	28	20	27,3	22,5	49,8	109	90	10	199
7	33	Gerrit Below	Germany	26	25	29	19	27	20	30	24	28,0	22,0	50,0	112	88	10	200
8	3	Lorenzo	Italy	26	20	27	27	25	24	28	24	26,5	23,8	50,3	106	95	10	201

		Bellucci																
8	13	Filip Johansson	 Sweden	24	23	30	24	29	20	28	23	27,8	22,5	50,3	111	90	10	201
10	15	Philip Lau	 Germany	31	22	28	20	26	23	29	24	28,5	22,3	50,8	114	89	9	203
11	46	Oskari Vihervaara	 Finland	32	28	25	22	26	22	26	23	27,3	23,8	51,0	109	95	13	204
12	2	Michael Loeffel	 Switzerland	27	25	30	23	27	22	27	24	27,8	23,5	51,3	111	94	6	205
13	34	Philipp Riegler	 Austria	27	29	24	21	26	23	30	25	26,8	24,5	51,3	107	98	14	205
14	58	Sebastian Ekaengen	 Sweden	32	22	30	23	28	22	24	27	28,5	23,5	52,0	114	94	13	208
15	8	Evgeny Stelmashonok	 Russia	24	25	34	23	27	26	27	22	28,0	24,0	52,0	112	96	14	208
16	16	Kevin Feuchtl	 Austria	30	27	23	22	25	23	32	26	27,5	24,5	52,0	110	98	14	208
17	31	Joel Quist	 Sweden	27	23	28	23	30	23	28	27	28,3	24,0	52,3	113	96	7	209
18	24	Sebastian Peffer	 Germany	31	28	26	21	30	20	32	21	29,8	22,5	52,3	119	90	14	209
19	48	Nicola Bellucci	 Italy	29	21	31	27	32	22	26	22	29,5	23,0	52,5	118	92	12	210
20	7	Marc Cervinka	 Austria	30	26	28	22	30	24	30	21	29,5	23,3	52,8	118	93	7	211
21	49	Eirik Seljelid	 Sweden	33	24	30	25	27	19	29	24	29,8	23,0	52,8	119	92	12	211
22	35	Dmitry Bogachuk	 Russia	27	27	27	25	29	24	27	26	27,5	25,5	53,0	110	102	5	212
23	57	Emmanuele Prestinari	 Italy	28	27	27	28	30	21	26	25	27,8	25,3	53,0	111	101	11	212
24	60	Thomas Sieber	 Germany	35	25	27	24	30	22	27	22	29,8	23,3	53,0	119	93	11	212
25	52	Christoph Schatzer	 Austria	24	25	27	27	29	19	32	29	28,0	25,0	53,0	112	100	18	212
26	22	Peter Fransson	 Sweden	34	21	31	20	27	24	31	25	30,8	22,5	53,3	123	90	12	213
27	11	Andreas Schneider	 Switzerland	33	24	28	20	29	24	32	24	30,5	23,0	53,5	122	92	9	214
28	6	Philipp Lewin	 Germany	33	21	32	24	27	20	36	22	32,0	21,8	53,8	128	87	13	215
29	38	Kevin Zutter	 Switzerland	32	24	29	21	31	27	27	25	29,8	24,3	54,0	119	97	11	216
30	9	Vit Skaloud	 Czech Republic	29	27	29	27	27	22	30	26	28,8	25,5	54,3	115	102	8	217
31	26	Igor Pantelimonov	 Russia	27	21	29	24	29	26	29	32	28,5	25,8	54,3	114	103	13	217
32	25	Markus Danner	 Austria	32	29	26	25	32	26	25	22	28,8	25,5	54,3	115	102	14	217
33	54	Marek	 Czech	37	22	36	24	27	25	30	21	32,5	23,0	55,5	130	92	14	222

		Smejkal	Republic																
34	12	Kurt Unterhauser	 Italy	27	31	34	24	29	24	31	23	30,3	25,5	55,8	121	102	15	223	
34	21	Simon Brunner	 Italy	31	27	27	24	36	21	33	24	31,8	24,0	55,8	127	96	15	223	
36	1	Pyry Vare	 Finland	34	20	34	23	27	29	33	23	32,0	23,8	55,8	128	95	16	223	
37	40	Sebastian Martensson	 Sweden	28	26	35	23	30	28	31	23	31,0	25,0	56,0	124	100	12	224	
38	17	Alexander Polyanin	 Russia	27	30	29	25	26	29	33	25	28,8	27,3	56,0	115	109	12	224	
39	37	Matias Roj	 Finland	30	27	31	24	29	25	31	28	30,3	26,0	56,3	121	104	6	225	
40	10	Juuso Puolakkainen	 Finland	28	25	34	25	34	26	28	25	31,0	25,3	56,3	124	101	7	225	
41	23	Oliver Kazimir	 Slovakia	31	23	31	30	30	25	30	25	30,5	25,8	56,3	122	103	8	225	
42	43	Lukash Freythaler	 Austria	34	29	29	25	30	23	28	27	30,3	26,0	56,3	121	104	12	225	
43	45	Marek Vicek	 Czech Republic	32	25	30	24	30	27	30	30	30,5	26,5	57,0	122	106	8	228	
44	27	Matej Novak	 Czech Republic	32	29	30	23	35	24	32	23	32,3	24,8	57,0	129	99	11	228	
45	28	Miko Tuominen	 Finland	32	26	29	22	33	28	32	27	31,5	25,8	57,3	126	103	10	229	
46	47	Nikolai Bhend	 Switzerland	29	28	34	25	35	25	29	24	31,8	25,5	57,3	127	102	10	229	
47	44	Sergey Alexeenko	 Russia	33	30	31	25	31	26	27	26	30,5	26,8	57,3	122	107	11	229	
48	41	Daniel Kraviansky	 Slovakia	34	24	32	23	35	27	27	28	32,0	25,5	57,5	128	102	13	230	
49	62	Nickolaj Andersen	 Denmark	35	24	33	25	33	23	33	25	33,5	24,3	57,8	134	97	4	231	
50	20	Jan Anderegg	 Switzerland	36	31	31	25	29	29	28	24	31,0	27,3	58,3	124	109	15	233	
51	19	Eetu Ikola	 Finland	27	34	27	30	32	27	32	24	29,5	28,8	58,3	118	115	15	233	
52	18	Radek Dolezel	 Czech Republic	32	24	29	29	29	34	34	24	31,0	27,8	58,8	124	111	15	235	
53	29	Daniel Moser	 Switzerland	31	29	30	28	34	25	33	28	32,0	27,5	59,5	128	110	8	238	
54	63	Torben Fjordvang	 Denmark	32	28	33	27	31	31	33	24	32,3	27,5	59,8	129	110	9	239	
55	55	Theis Bielfeld	 Denmark	33	26	38	27	31	26	32	31	33,5	27,5	61,0	134	110	12	244	
56	64	Georgy Lazarev	 Russia	38	29	40	29	29	24	33	22	35,0	26,0	61,0	140	104	18	244	
57	36	Tomas Klimek	 Czech Republic	38	36	30	24	29	31	31	26	32,0	29,3	61,3	128	117	21	245	
58	50	Miroslav Cibik	 Slovakia	34	28	32	29	35	27	32	31	33,3	28,8	62,0	133	115	7	248	
59	14	Lukas Barylik	 Slovakia	31	26	29	30	33	31	38	31	32,8	29,5	62,3	131	118	14	249	

60	32	Matej Bartos	Slovakia	38	27	28	29	41	29	31	30	34,5	28,8	63,3	138	115	16	253
61	59	Mark Karlsen	Denmark	33	29	35	27	35	30	30	35	33,3	30,3	63,5	133	121	13	254
62	53	Dmitry Bozhko	Russia	37	37	32	33	33	35	27	25	32,3	32,5	64,8	129	130	22	259
63	5	Radovan Struhar	Slovakia	32	32	41	32	36	26	36	35	36,3	31,3	67,5	145	125	18	270
64	56	Raphael Schmid	Switzerland	37	24	39	32	36	29	41	37	38,3	30,5	68,8	153	122	18	275

[Junior women](#) | [Junior men](#) | [Team - Junior women](#) | [Team - Junior men](#) | [Straight list](#) | [Hole statistics](#) | [Team statistics](#) | [Most aces in a row](#)

Junior women









Rank	Start no	Name	Country	E1	C2	E3	C4	E5	C6	E7	C8	CAvg	EAvg	Average	CSum	ESum	Diff	Tot
1	87	Anne Bollrich	Germany	28	31	21	24	20	26	23	29	27,5	23,0	50,5	110	92	15	202
2	76	Jacqueline Helm	Austria	22	31	22	28	24	29	23	26	28,5	22,8	51,3	114	91	7	205
3	86	Lara Jehle	Austria	25	29	21	27	26	25	23	29	27,5	23,8	51,3	110	95	9	205
4	91	Vanessa Peuker	Germany	21	36	22	26	25	29	20	30	30,3	22,0	52,3	121	88	15	209
5	77	Jasmin Ehm	Germany	26	32	22	29	24	27	25	30	29,5	24,3	53,8	118	97	9	215
6	82	Anna Nitschke	Germany	30	30	22	29	24	28	22	30	29,3	24,5	53,8	117	98	10	215
7	74	Siranush Balasanyan	Russia	24	26	29	28	24	25	30	29	27,0	26,8	53,8	108	107	10	215
8	80	Lina Liljegren	Sweden	23	33	24	30	23	32	22	29	31,0	23,0	54,0	124	92	6	216
9	85	Sara Karlsson	Sweden	24	24	22	29	26	32	26	34	29,8	24,5	54,3	119	98	14	217
10	90	Martina Danner	Austria	28	28	25	32	22	30	27	29	29,8	25,5	55,3	119	102	10	221
11	78	Manuela Bamert	Switzerland	20	30	27	33	23	35	23	32	32,5	23,3	55,8	130	93	12	223
12	89	Angelina Bobrova	Russia	24	31	27	27	24	36	30	27	30,3	26,3	56,5	121	105	15	226
13	73	Mia Paavola	Finland	26	28	29	37	26	30	26	29	31,0	26,8	57,8	124	107	12	231
14	79	Yana Lazareva	Russia	26	29	28	25	34	32	27	30	29,0	28,8	57,8	116	115	15	231
15	71	Olivia Prokopova	Czech Republic	27	29	25	35	22	33	24	37	33,5	24,5	58,0	134	98	13	232
16	72	Karolina Jandova	Czech Republic	23	33	25	34	29	30	25	34	32,8	25,5	58,3	131	102	10	233
17	81	Carina Utzig	Austria	24	34	31	30	25	33	27	33	32,5	26,8	59,3	130	107	11	237

18	88	Melanie Huber	 Switzerland	27	31	28	29	33	29	29	34	30,8	29,3	60,0	123	117	11	240
19	83	Jasmin Sutter	 Switzerland	25	32	33	31	24	29	28	40	33,0	27,5	60,5	132	110	20	242
20	84	Anna Pogosyan	 Russia	26	38	34	31	27	38	30	42	37,3	29,3	66,5	149	117	19	266
21	75	Angelica Nilsson	 Sweden	37	35	32	42	30	39	27	37	38,3	31,5	69,8	153	126	17	279

[Junior women](#) | [Junior men](#) | [Team - Junior women](#) | [Team - Junior men](#) | [Straight list](#) | [Hole statistics](#) | [Team statistics](#) | [Most aces in a row](#)

TEAMS

Junior women

Rank	Team	R1	R2	R3	R4	R5	R6	R7	R8	Total	Average
1	 Germany	84	93	65	82	68	81	70	89	632	26,3
2	 Austria	71	94	74	85	75	87	73	84	643	26,8
3	 Russia	76	93	91	80	82	93	87	86	688	28,7
4	 Switzerland	72	93	88	93	80	93	80	106	705	29,4
5	 Sweden	84	92	78	101	79	103	75	100	712	29,7
<hr/>											
Rank	Team	R1	R2	R3	R4	R5	R6	R7	R8	Total	Average
<hr/>											
1	 Germany (0 substitutes)										
	Jasmin Ehm	26	32	22	29	24	27	25	30	215	26,9
	Anna Nitschke	30	30	22	29	24	28	22	30	215	26,9
	Anne Bollrich	28	31	21	24	20	26	23	29	202	25,3
	Vanessa Peuker										
		84	93	65	82	68	81	70	89	632	26,3
<hr/>											
2	 Austria (1 substitute)										
	Jacqueline Helm	22	31	22	28	24	29	23	26	205	25,6
	Carina Utzig	24	34	31	30	25	33	0		177	29,6
	Lara Jehle	25	29	21	27	26	25	23	29	205	25,6
	Martina Danner							27	29	56	27,6
		71	94	74	85	75	87	73	84	643	26,8
<hr/>											
3	 Russia (1 substitute)										
	Siranush Balasanyan	24	26	29	28	24	25	30	29	215	26,9
	Yana Lazareva	26	29	28	25	34	32	27	30	231	28,9
	Anna Pogosyan	26	38	34	0					98	33,3

Angelina Bobrova

	27	24	36	30	27	144	28,3
--	----	----	----	----	----	-----	------

76	93	91	80	82	93	87	86	688	28,7
----	----	----	----	----	----	----	----	-----	------

4  Switzerland (0 substitutes)**Manuela Bamert**

20	30	27	33	23	35	23	32	223	27,9
----	----	----	----	----	----	----	----	-----	------


Jasmin Sutter

25	32	33	31	24	29	28	40	242	30,3
----	----	----	----	----	----	----	----	-----	------

Melanie Huber

27	31	28	29	33	29	29	34	240	30,0
----	----	----	----	----	----	----	----	-----	------

72	93	88	93	80	93	80	106	705	29,4
----	----	----	----	----	----	----	-----	-----	------

5  Sweden (0 substitutes)**Angelica Nilsson**

37	35	32	42	30	39	27	37	279	34,9
----	----	----	----	----	----	----	----	-----	------

Lina Liljegren

23	33	24	30	23	32	22	29	216	27,0
----	----	----	----	----	----	----	----	-----	------










Sara Karlsson

24	24	22	29	26	32	26	34	217	27,1
----	----	----	----	----	----	----	----	-----	------


84	92	78	101	79	103	75	100	712	29,7
----	----	----	-----	----	-----	----	-----	-----	------

[Junior women](#) | [Junior men](#) | [Team - Junior women](#) | [Team - Junior men](#) | [Straight list](#) | [Hole statistics](#) | [Team statistics](#) | [Most aces in a row](#)

TEAMS**Junior men**

Rank	Team	R1	R2	R3	R4	R5	R6	R7	R8	Total	Average
1	 Germany	173	142	167	127	164	128	184	137	1222	25,5
2	 Italy	165	145	174	142	177	135	163	139	1240	25,8
3	 Sweden	177	140	183	136	173	132	172	143	1256	26,2
4	 Austria	177	165	157	142	172	139	180	148	1280	26,7
5	 Russia	175	170	182	151	171	155	176	153	1333	27,8
6	 Switzerland	188	161	182	142	185	152	176	149	1335	27,8
7	 Finland	183	160	180	146	181	157	182	150	1339	27,9
8	 Czech Republic	200	163	184	151	177	163	187	150	1375	28,6
9	 Slovakia	200	160	193	173	210	165	194	180	1475	30,7

Rank	Team	R1	R2	R3	R4	R5	R6	R7	R8	Total	Average
------	------	----	----	----	----	----	----	----	----	-------	---------

1  Germany (0 substitutes)**Philipp Lewin**

33	21	32	24	27	20	36	22	215	26,9
----	----	----	----	----	----	----	----	-----	------

Philip Lau

31	22	28	20	26	23	29	24	203	25,4
----	----	----	----	----	----	----	----	-----	------

Sebastian Peffer

31	28	26	21	30	20	32	21	209	26,1
----	----	----	----	----	----	----	----	-----	------

Gerrit Below

26	25	29	19	27	20	30	24	200	25,0
----	----	----	----	----	----	----	----	-----	------

Robin Hettrich


25	22	27	20	30	22	28	24	198	24,8
----	----	----	----	----	----	----	----	-----	------

Andreas Schneider	27	24	25	23	24	23	29	22	197	24,6
Thomas Sieber										
	173	142	167	127	164	128	184	137	1222	25,5
<hr/>										
2  Italy (1 substitute)										
Lorenzo Bellucci	26	20	27	27	25	24	28	24	201	25,1
Kurt Unterhauser	27	31	34	24	29	24	31	23	223	27,9
Simon Brunner	31	27	27	24	36	21			166	27,9
Lorenzo Ciompi	27	23	27	19	28	22	27	22	195	24,4
Lorenzo Levis	25	23	28	21	27	22	25	23	194	24,3
Nicola Bellucci	29	21	31	27	32	22	26	22	210	26,3
Emmanuele Prestinari							26	25	51	26,5
	165	145	174	142	177	135	163	139	1240	25,8
<hr/>										
3  Sweden (0 substitutes)										
Mattias Braennstroem	31	23	29	21	30	18	25	21	198	24,8
Filip Johansson	24	23	30	24	29	20	28	23	201	25,1
Peter Fransson	34	21	31	20	27	24	31	25	213	26,6
Joel Quist	27	23	28	23	30	23	28	27	209	26,1
Sebastian Martensson	28	26	35	23	30	28	31	23	224	28,0
Eirik Seljelid	33	24	30	25	27	19	29	24	211	26,4
Sebastian Ekaengen										
	177	140	183	136	173	132	172	143	1256	26,2
<hr/>										
4  Austria (1 substitute)										
Marc Cervinka	30	26	28	22	30	24	30	21	211	26,4
Kevin Feuchtl	30	27	23	22	25	23	32	26	208	26,0
Markus Danner	32	29	26	25	32				144	27,1
Philipp Riegler	27	29	24	21	26	23	30	25	205	25,6
Lukash Freythaler	34	29	29	25	30	23	28	27	225	28,1
Christoph Schatzer	24	25	27	27	29	19	32	29	212	26,5
Mathias Jagschitz						27	28	20	75	24,9
	177	165	157	142	172	139	180	148	1280	26,7
<hr/>										
5  Russia (1 substitute)										
Evgeny Stelmashonok	24	25	34	23	27	26	27	22	208	26,0
Alexander Polyanin	27	30	29	25	26	29	33	25	224	28,0
Igor Pantelimonov	27	21	29	24	29	26	29	32	217	27,1

Dmitry Bogachuk	27	27	27	25	29	24	27	26	212	26,5
Sergey Alexeenko	33	30	31	25	31	26	27	26	229	28,6
Dmitry Bozhko	37	37	32						106	32,4
Georgy Lazarev				29	29	24	33	22	137	30,5
	175	170	182	151	171	155	176	153	1333	27,8

6  Switzerland (0 substitutes)


Michael Loeffel	27	25	30	23	27	22	27	24	205	25,6
Andreas Schneider	33	24	28	20	29	24	32	24	214	26,8
Jan Anderegg	36	31	31	25	29	29	28	24	233	29,1
Daniel Moser	31	29	30	28	34	25	33	28	238	29,8
Kevin Zutter	32	24	29	21	31	27	27	25	216	27,0
Nikolai Bhend	29	28	34	25	35	25	29	24	229	28,6
Raphael Schmid										
	188	161	182	142	185	152	176	149	1335	27,8

7  Finland (0 substitutes)

Pyy Vare	34	20	34	23	27	29	33	23	223	27,9
Juuso Puolakkainen	28	25	34	25	34	26	28	25	225	28,1
Eetu Ikola	27	34	27	30	32	27	32	24	233	29,1
Miko Tuominen	32	26	29	22	33	28	32	27	229	28,6
Matias Roj	30	27	31	24	29	25	31	28	225	28,1
Oskari Vihervaara	32	28	25	22	26	22	26	23	204	25,5
	183	160	180	146	181	157	182	150	1339	27,9

8  Czech Republic (0 substitutes)

Vit Skaloud	29	27	29	27	27	22	30	26	217	27,1
Radek Dolezel	32	24	29	29	29	34	34	24	235	29,4
Matej Novak	32	29	30	23	35	24	32	23	228	28,5
Tomas Klimek	38	36	30	24	29	31	31	26	245	30,6
Marek Vicek	32	25	30	24	30	27	30	30	228	28,5
Marek Smejkal	37	22	36	24	27	25	30	21	222	27,8
	200	163	184	151	177	163	187	150	1375	28,6

9  Slovakia (0 substitutes)

Radovan Struhar	32	32	41	32	36	26	36	35	270	33,8
Lukas Barylik	31	26	29	30	33	31	38	31	249	31,1
Oliver Kazimir	31	23	31	30	30	25	30	25	225	28,1

Matej Bartos	38	27	28	29	41	29	31	30	253	31,6
Daniel Kraviansky	34	24	32	23	35	27	27	28	230	28,8
Miroslav Cibik	34	28	32	29	35	27	32	31	248	31,0
<hr/>										
	200	160	193	173	210	165	194	180	1475	30,7

[Junior women](#) | [Junior men](#) | [Team - Junior women](#) | [Team - Junior men](#) | [Straight list](#) | [Hole statistics](#) | [Team statistics](#) | [Most aces in a row](#)

This tournament is administrated by [Bangolf Arena](#) version 0.9.40



www.3d-minigolf.at










YWC

Updated: 2010-08-13 16:58

Result

[Junior women](#) | [Junior men](#)

Junior women								
8 - part-final	R2	Quarter-final	R3	Semi-final	R4	Final	R5	Winner
Anne Bollrich	6							
	↳	Anne Bollrich	3					
Karolina Jandova	2							
			↳	Lina Liljegren	6			
Lina Liljegren	6							
	↳	Lina Liljegren	4					
Sara Karlsson	3							
					↳	Lina Liljegren	3	
Jasmin Ehm	6							
	↳	Jasmin Ehm	6					
Angelina Bobrova	2							
			↳	Jasmin Ehm	4			
Vanessa Peuker	7							
	↳	Vanessa Peuker	5					
Mia Paavola	5							
							↳	Martina Danner
Lara Jehle	7							
	↳	Lara Jehle	6					
Yana Lazareva	4							

			 Lara Jehle	3			
Anna Nitschke	2						
		Manuela Bamert	3				
Manuela Bamert	3						
						Martina Danner	5
Siranush Balasanyan	4						
		Martina Danner	8				
Martina Danner	5						
				Martina Danner	7		
Jacqueline Helm	6						
		Jacqueline Helm	3				
Olivia Prkopova	1						
						3:rd - 4:th	3:rd
						Jasmin Ehm	5
							Jasmin Ehm
						Lara Jehle	4

Junior women

Rank	Start no	Name	Country	R1	Average	Diff	Tot
1	114	Martina Danner	 Austria	18	74,4	0	372
2	105	Jasmin Ehm	 Germany	18	79,2	0	396
3	109	Lara Jehle	 Austria	18	80,4	0	402
4	103	Lina Liljegren	 Sweden	18	81,6	0	408
5	107	Vanessa Peuker	 Germany	18	66,0	0	198
6	115	Jacqueline Helm	 Austria	18	72,0	0	216
6	101	Anne Bollrich	 Germany	18	72,0	0	216
8	112	Manuela Bamert	 Switzerland	18	78,0	0	234
9	108	Mia Paavola	 Finland	18	57,0	0	114
10	113	Siranush Balasanyan	 Russia	18	60,0	0	120
10	110	Yana Lazareva	 Russia	18	60,0	0	120
12	104	Sara Karlsson	 Sweden	18	63,0	0	126
13	111	Anna Nitschke	 Germany	18	66,0	0	132
13	102	Karolina Jandova	 Czech Republic	18	66,0	0	132
13	106	Angelina Bobrova	 Russia	18	66,0	0	132
16	116	Olivia Prkopova	 Czech Republic	18	69,0	0	138

[Junior women](#) | [Junior men](#)

Junior men										
16 - part-final	R2	8 - part-final	R3	Quarter-final	R4	Semi-final	R5	Final	R6	Winner
Lorenzo Levis	7									
	↳	Lorenzo Levis	6							
Markus Danner	4									
			↳	Lorenzo Levis	5					
Kevin Feuchtl	7									
	↳	Kevin Feuchtl	5							
Joel Quist	4									
					↳	Lorenzo Levis	4			
Lorenzo Bellucci	2									
	↳	Thomas Sieber	4							
Thomas Sieber	3									
			↳	Christoph Schatzer	3					
Filip Johansson	5									
	↳	Christoph Schatzer	5							
Christoph Schatzer	6									
							↳	Robin Hettrich	4	
Mattias Braennstroem	4									
	↳	Mattias Braennstroem	3							
Philipp Lewin	2									
			↳	Mattias Braennstroem	2					
Michael Loeffel	2									
	↳	Eirik Seljelid	2							

Eirik Seljelid	4								
					→ Robin Hettrich	5			
Philipp Riegler	5								
	→ Marc Cervinka	1							
Marc Cervinka	6								
			→ Robin Hettrich	5					
Robin Hettrich	8								
	→ Robin Hettrich	3							
Kevin Zutter	3								
								→ Robin Hettrich	
Andreas Schneider	4								
	→ Andreas Schneider	3							
Vit Scaloud	2								
			→ Andreas Schneider	5					
Sebastian Ekaengen	8								
	→ Sebastian Ekaengen	2							
Nikola Bellucci	2								
					→ Andreas Schneider	5			
Oskari Vihervaara	6								
	→ Oskari Vihervaara	2							
Dmitry Bogachuk	6								
			→ Mathias Jagschitz	4					
Mathias Jagschitz	6								
	→ Mathias Jagschitz	7							
Andreas	5								

3	201	Lorenzo Levis	 Italy	18	84,0	0	504
4	217	Andreas Schneider	 Germany	18	90,0	0	540
5	223	Mathias Jagschitz	 Austria	18	73,5	0	294
6	208	Christoph Schatzer	 Austria	18	78,0	0	312
7	225	Gerrit Below	 Germany	18	82,5	0	330
8	209	Mattias Braennstroem	 Sweden	18	85,5	0	342
9	203	Kevin Feuchtl	 Austria	18	66,0	0	198
10	219	Sebastian Ekaengen	 Sweden	18	70,0	0	210
11	227	Philip Lau	 Germany	18	74,0	0	222
11	231	Lorenzo Cionpi	 Italy	18	74,0	0	222
13	221	Oskari Vihervaara	 Finland	18	74,0	0	222
14	206	Thomas Sieber	 Germany	18	76,0	0	228
15	214	Marc Cervinka	 Austria	18	76,0	0	228
16	212	Eirik Seljelid	 Sweden	18	78,0	0	234
17	222	Dmitry Bogachuk	 Russia	18	54,0	0	108
18	224	Andreas Schneider	 Switzerland	18	57,0	0	114
18	213	Philipp Riegler	 Austria	18	57,0	0	114
18	207	Filip Johansson	 Sweden	18	57,0	0	114
21	202	Markus Danner	 Austria	18	60,0	0	120
21	204	Joel Quist	 Sweden	18	60,0	0	120
23	216	Kevin Zutter	 Switzerland	18	63,0	0	126
23	232	Igor Pantelimonov	 Russia	18	63,0	0	126
25	205	Lorenzo Bellucci	 Italy	18	66,0	0	132
25	210	Philipp Lewin	 Germany	18	66,0	0	132
25	211	Michael Loeffel	 Switzerland	18	66,0	0	132
25	218	Vit Scaloud	 Czech Republic	18	66,0	0	132
25	226	Peter Fransson	 Sweden	18	66,0	0	132
25	220	Nikola Bellucci	 Italy	18	66,0	0	132
31	228	Emmanuele Prestinari	 Italy	18	69,0	0	138
32	229	Evgeny Stelmashonok	 Russia	18	72,0	0	144

[Junior women](#) | [Junior men](#)

This tournament is administrated by [Bangolf Arena](#) version 0.9.40